

**MONTHLY TREASURER'S REPORT**  
 BY BRANDY VICK, COUNTY TREASURER,  
 MAY 2023


	Beginning Balance	Revenues	Disbursements	Transfer In	Transfer Out	Ending Balance	Investments Redeemed	Investments Purchased	Demand Balance	Investment Balance	Total Deposits
Texpool Insurance	\$2,690,871.61	\$11,037.57	\$0.00	\$0.00	\$180,000.00	\$2,521,909.18	\$0.00	\$0.00	\$0.00	\$2,521,909.18	\$2,521,909.18
TexPool Available	\$456,060.85	\$1,956.96	\$0.00	\$4,447.36	\$0.00	\$462,465.17	\$0.00	\$0.00	\$0.00	\$462,465.17	\$462,465.17
TexPool Operating	\$23,644,402.47	\$96,905.79	\$0.00	\$0.00	\$1,000,000.00	\$22,741,308.26	\$0.00	\$0.00	\$0.00	\$22,741,308.26	\$22,741,308.26
TexPool Permanent	\$1,131,811.07	\$4,790.81	\$0.00	\$0.00	\$4,447.36	\$1,132,154.52	\$0.00	\$0.00	\$0.00	\$1,132,154.52	\$1,132,154.52
FNB Operating	\$1,398,553.56	\$789,256.41	\$832,264.05	\$1,000,000.00	\$585,774.54	\$1,769,771.38	\$0.00	\$0.00	\$1,769,771.38	\$0.00	\$1,769,771.38
FNB Payroll	\$6,770.84	\$9.47	\$548,638.27	\$548,638.27	\$0.00	\$6,780.31	\$0.00	\$0.00	\$6,780.31	\$0.00	\$6,780.31
FNB Insurance	\$84,736.12	\$36,260.81	\$291,073.54	\$217,120.89	\$0.00	\$47,044.28	\$0.00	\$0.00	\$47,044.28	\$0.00	\$47,044.28
FNB Avail	\$556.14	\$324,003.42	\$0.00	\$0.47	\$0.00	\$324,560.03	\$0.00	\$0.00	\$324,560.03	\$0.00	\$324,560.03
FNB Perm	\$6,141.73	\$0.50	\$0.00	\$0.00	\$0.47	\$6,141.76	\$0.00	\$0.00	\$6,141.76	\$0.00	\$6,141.76
FNB IRC/125	\$23,746.80	\$2.15	\$0.00	\$0.00	\$0.00	\$23,748.95	\$0.00	\$0.00	\$23,748.95	\$0.00	\$23,748.95
FNB Holding	\$567,115.06	\$51.28	\$0.00	\$0.00	\$0.00	\$567,166.34	\$0.00	\$0.00	\$567,166.34	\$0.00	\$567,166.34
FNB Water Grants	\$950.00	\$8,377.00	\$8,377.00	\$0.00	\$0.00	\$950.00	\$0.00	\$0.00	\$950.00	\$0.00	\$950.00
FNB Unclaimed	\$15,138.00	\$16.62	\$0.00	\$0.00	\$0.00	\$15,154.62	\$0.00	\$0.00	\$15,154.62	\$0.00	\$15,154.62
<b>Totals</b>	<b>\$30,026,854.25</b>	<b>\$1,272,668.79</b>	<b>\$832,264.05</b>	<b>\$1,770,206.99</b>	<b>\$1,770,222.37</b>	<b>\$29,619,154.80</b>	<b>\$0.00</b>	<b>\$0.00</b>	<b>\$2,761,317.67</b>	<b>\$26,857,837.13</b>	<b>\$29,619,154.80</b>


TOTAL INDEBTEDNESS


Investment Register on back


Submitted under the provision of the Local Government Code Section 114.026


  
 County Judge, Todd Teffeller

  
 Commissioner Pct#1 Gene Dolle

  
 Commissioner, Pct#2 Dustin Nicholson

  
 County Treasurer, Brandy Vick

  
 Commissioner, Pct#3 Michael Ashley

  
 Commissioner, Pct#4 Jay W. Miller

# UPSHUR COUNTY INVESTMENT ACTIVITY

## MAY 2023

ACCOUNT	AMOUNT	TRANSFERRED OUT	TRANSFERRED IN	EARNED INTEREST
TexPool Operating	\$22,741,308.26			\$96,905.79
TexPool Insurance	\$2,521,909.18			\$11,037.57
TexPool Perm School	\$1,132,154.52	\$4,447.36		\$4,790.81
TexPool Avail School	\$462,465.17		\$4,447.36	\$1,956.96
FNB-Avail	\$324,560.03			\$3.42
FNB Perm	\$6,141.76			\$0.50
FNB Holding	\$567,166.34			\$51.28
FNB Insurance	\$47,044.28			\$11.75
FNB Operating	\$1,769,771.38			\$208.41
<b>TOTALS</b>	<b>\$29,572,520.92</b>	<b>\$4,447.36</b>	<b>\$4,447.36</b>	<b>\$114,966.49</b>

**MONTHLY TREASURER'S REPORT**  
 BY BRANDY VICK, COUNTY TREASURER,  
 MAY 2023

	Beginning Balance	Revenues	Disbursements	Transfer In	Transfer Out	Ending Balance	Investments Redeemed	Investments Purchased	Demand Balance	Investment Balance	Total Deposits
Texpool Insurance	\$2,690,871.61	\$11,037.57	\$0.00	\$0.00	\$180,000.00	\$2,521,909.18	\$0.00	\$0.00	\$0.00	\$2,521,909.18	\$2,521,909.18
TexPool Available	\$456,060.85	\$1,956.96	\$0.00	\$4,447.36	\$0.00	\$462,465.17	\$0.00	\$0.00	\$0.00	\$462,465.17	\$462,465.17
TexPool Operating	\$23,644,402.47	\$96,905.79	\$0.00	\$0.00	\$1,000,000.00	\$22,741,308.26	\$0.00	\$0.00	\$0.00	\$22,741,308.26	\$22,741,308.26
TexPool Permanent	\$1,131,811.07	\$4,790.81	\$0.00	\$0.00	\$4,447.36	\$1,132,154.52	\$0.00	\$0.00	\$0.00	\$1,132,154.52	\$1,132,154.52
FNB Operating	\$1,398,553.56	\$789,256.41	\$832,264.05	\$1,000,000.00	\$585,774.54	\$1,769,771.38	\$0.00	\$0.00	\$1,769,771.38	\$0.00	\$1,769,771.38
FNB Payroll	\$6,770.84	\$9.47	\$548,638.27	\$548,638.27	\$0.00	\$6,780.31	\$0.00	\$0.00	\$6,780.31	\$0.00	\$6,780.31
FNB Insurance	\$84,736.12	\$36,260.81	\$291,073.54	\$217,120.89	\$0.00	\$47,044.28	\$0.00	\$0.00	\$47,044.28	\$0.00	\$47,044.28
FNB Avail	\$556.14	\$324,003.42	\$0.00	\$0.47	\$0.00	\$324,560.03	\$0.00	\$0.00	\$324,560.03	\$0.00	\$324,560.03
FNB Perm	\$6,141.73	\$0.50	\$0.00	\$0.00	\$0.47	\$6,141.76	\$0.00	\$0.00	\$6,141.76	\$0.00	\$6,141.76
FNB IRC/125	\$23,746.80	\$2.15	\$0.00	\$0.00	\$0.00	\$23,748.95	\$0.00	\$0.00	\$23,748.95	\$0.00	\$23,748.95
FNB Holding	\$567,115.06	\$51.28	\$0.00	\$0.00	\$0.00	\$567,166.34	\$0.00	\$0.00	\$567,166.34	\$0.00	\$567,166.34
FNB Water Grants	\$950.00	\$8,377.00	\$8,377.00	\$0.00	\$0.00	\$950.00	\$0.00	\$0.00	\$950.00	\$0.00	\$950.00
FNB Unclaimed	\$15,138.00	\$16.62	\$0.00	\$0.00	\$0.00	\$15,154.62	\$0.00	\$0.00	\$15,154.62	\$0.00	\$15,154.62
<b>Totals</b>	<b>\$30,026,854.25</b>	<b>\$1,272,668.79</b>	<b>\$832,264.05</b>	<b>\$1,770,206.99</b>	<b>\$1,770,222.37</b>	<b>\$29,619,154.80</b>	<b>\$0.00</b>	<b>\$0.00</b>	<b>\$2,761,317.67</b>	<b>\$26,857,837.13</b>	<b>\$29,619,154.80</b>

TOTAL INDEBTEDNESS

Investment Register on back

Submitted under the provision of the Local Government Code Section 114.026




County Judge, Todd Tefteller



Commissioner, Pct#1 Gene Dolle




Commissioner, Pct#2 Dustin Nicholson



County Treasurer, Brandy Vick



Commissioner, Pct#3 Michael Ashley



Commissioner, Pct#4 Jay W. Miller